


Book Week and World Book Day

<https://www.worldbookday.com/2020/09/world-book-day-2021-announcements/>



As this week is 'Book Week', we have themed all of our creative activities this week around our favourite books and stories. We really enjoyed planning these so we hope you enjoy taking part.

Feel free to dress up at home like we normally would in school!

Please send us lots of photos and we look forward to seeing how you got on. 😊

Compose your own theme tune



A good soundtrack will make you recognise a film within seconds.

Today's session is about giving you the chance to compose a theme tune for either a book you have chosen e.g Going on a bear hunt; Race to the Frozen North, Varjak Paw, Herman's letters or one that you wish to write yourself or it could be the music that is played when a character appears e.g The BFG, Voldemort, The Gruffalo



Task 1

First, before you start composing, have a listen to some of these- do you (or your parents) know where they're from? What makes them so memorable? What instruments or sounds have they chosen?

1. 

2. 

3. 

4. 

5. 

6. 



Task 2



Create your theme tune. There are lots of different ways that you can do this:

- [Chrome music lab](https://www.chrome.com/music).
- <https://www.youtube.com/watch?v=dkRvt4GzbyY>
- **Garage band** – lots of videos on how to use this available on Youtube.
- Body percussion
- Instruments from around the house.
- And remember, your voice is a fantastic instrument too.

Think about the sounds that represent the story or character and what instrument will create that sound. Does it need to be loud? quiet? magical? scary? dramatic?

Making a 'Pop up' book!

Lo- To design and make a book with moving mechanisms.



Mrs Pocock Demonstrates today's task:
Please Watch:

<https://www.youtube.com/watch?v=YRbNRW-8DXo&feature=youtu.be>

Step-by-step paper folding to make books here:


EYFS <https://www.worldbookday.com/wp-content/uploads/2017/11/Primary-Make-and-Do-Make-Your-Own-Books-Foundation.pdf>

KS1 <https://www.worldbookday.com/wp-content/uploads/2017/11/Primary-Make-and-Do-Make-Your-Own-Books-KS1.pdf>

KS2 <https://www.worldbookday.com/wp-content/uploads/2017/11/Primary-Make-and-Do-Make-Your-Own-Books-KS2.pdf>



Become an illustrator



Today's focus is on exploring the work of book illustrators. **Design a book cover for your favourite book or a book you would like to write.** Here are some videos of illustrators showing you how to draw characters from their books, so pick a favourite and have a go!

Author and Illustrator Academy masterclass videos

<https://www.worldbookday.com/online-masterclasses/>

Book Trust page for families which has lots of links to authors and illustrators, with many video links, colouring, book extracts

<https://www.booktrust.org.uk/books-and-reading/have-some-fun/fun-at-home-with-authors-and-illustrators/>

How to Draw a Book Cover

Join Sarah McIntyre on drawing a book cover and Grumpycorn here on her YouTube channel

https://www.youtube.com/watch?v=qgoRgoLdl7E&list=PLUpI0vt50QwD_b-XXXcvhiBnbbbQkm5wx



Draw-a-Longs


- Join Lydia Monks on her YouTube drawing channel drawing a wide range of characters from her books What the Ladybird Heard eg ladybird, cow, cats, Hairy Hog and for older children Hefty Hugh and Lanky Len here <https://www.youtube.com/channel/UCin9elwwJHR6td3ReQ14icw/videos?view=0&sort=da&flow=grid>
- Draw Ruscoe the Dog with Jim Field here <https://www.jimfield.me/draw>
- Join Ed Vere, former Book Trust Artist in Residence, drawing Grumpy Frog, Max and Frog, and other characters on Book Trust's YouTube channel here https://www.youtube.com/watch?v=yHzoijc4_vQ&list=PLE5MZB5pedUOXXPY8h-jFNhZ0O1HpC79g
- Join Nick Sharratt illustrator of Tracey Beaker, Shark in the Park, Daisy 006 and a bit fame drawing on his YouTube channel here <https://www.youtube.com/channel/UC54m90oVVEs52AdfOfK-u3Q#>
- Join Rob Biddulph drawing a whole range of animals, people and creatures here <https://www.youtube.com/c/RobBiddulph72/videos>
- Shoo Rayner talks through designing a book cover for Scaredy Cat, using pen and a computer graphics package here https://www.youtube.com/watch?v=2S-iV_Xb768
- A great range of activities for families from the House of Illustration with videos, downloadable information and examples of drawings, collage, comics here <https://houseofillustration.org.uk/learn/free-family-learning-resources-illustrating-the-curriculum>
- There are lots of book related challenges, craft and drawing activities here <https://authorfy.com/creative/>

Step-by-step paper folding to make books here:

EYFS <https://www.worldbookday.com/wp-content/uploads/2017/11/Primary-Make-and-Do-Make-Your-Own-Books-Foundation.pdf>

KS1 <https://www.worldbookday.com/wp-content/uploads/2017/11/Primary-Make-and-Do-Make-Your-Own-Books-KS1.pdf>

KS2 <https://www.worldbookday.com/wp-content/uploads/2017/11/Primary-Make-and-Do-Make-Your-Own-Books-KS2.pdf>





Design an outfit for your favourite book character!

- Who is your favourite book character?
- What sort of personality do they have? Are they kind, mean, gentle, angry, thoughtful..?
- What do their clothes tell you about them?
- Have you ever wondered what kind of outfit your favourite book character might wear if they went to a party, had an adventure in the jungle, or had to save the world from alien invaders? **Now is your chance to design that costume!**
- Watch the link below to give you some hints and tips.
<https://www.bbc.co.uk/teach/class-clips-video/art-and-design-ks2-costume-design/z4wkbdm>
- Choose which book character you are going to design for.
- Decide what their adventure is going to be, where it is and what they will need to wear (don't forget footwear and accessories such as wands, bags, umbrellas, hats, etc).
- Draw your design and then either add colour (using crayons, paint, felt-tips, scraps of coloured paper, fabric, etc) or add labels to your design to indicate the colours it will be.
- Remember to add details (—patterns (stripes, spots, flowers...), buttons, shoe laces, pom-poms, jewellery, etc) to your design. If you can, ask an adult to take a photo of your finished design and send it into us!



Designing a game

Design your own game based on a book. Think about your favourite book or story. Today, we are going to create a game using the characters. You can choose to work online using the links below or off-line using the ideas on the next page.

Option 1

KS1- this link will allow you to download the App Scratch Junior for free. It is great for learning simple coding activities.

<https://www.scratchjr.org/>

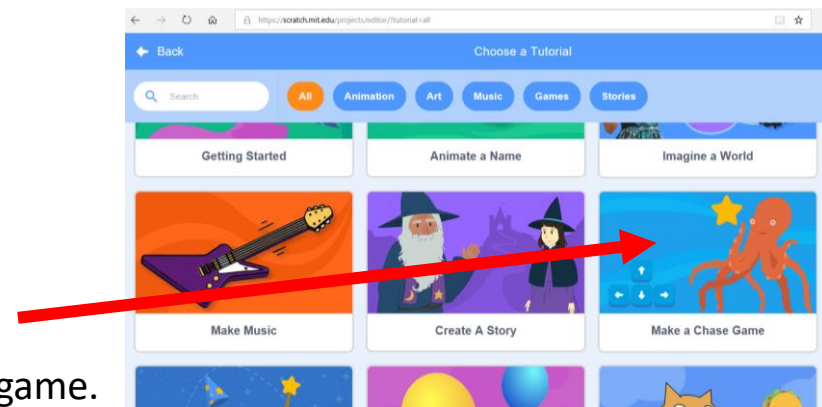
This link has some easy to follow step by step guides for how to do different things

<https://www.scratchjr.org/teach/activities>

KS2- this link will take you to the online Scratch website. If you are already confident using Scratch, why not try to make a chase game based on the book, by following the second link and picture?

<https://scratch.mit.edu/projects/editor/?tutorial=getStarted>

<https://scratch.mit.edu/projects/editor/?tutorial=all>



You could even add your theme tune that you composed onto your game.

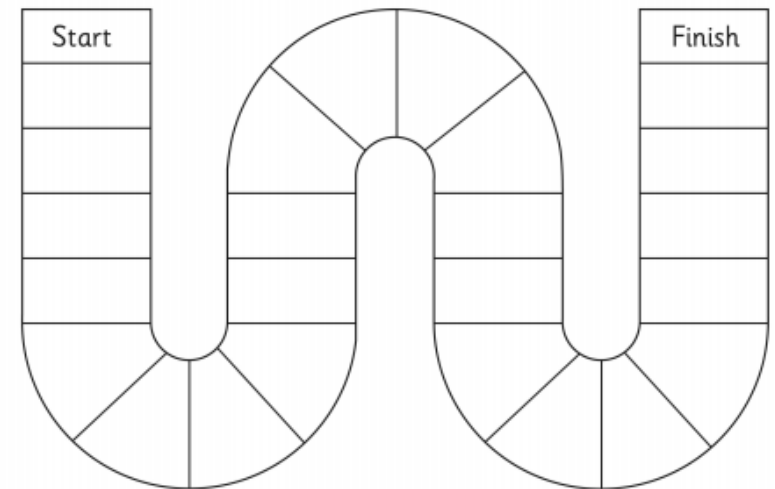
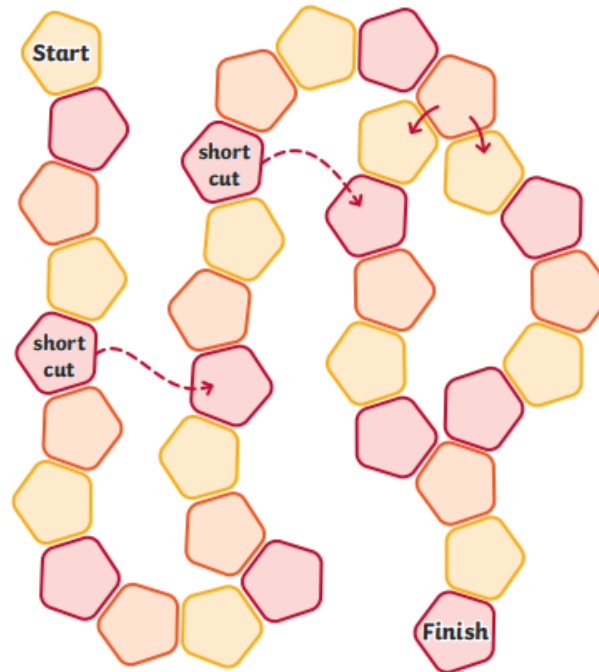
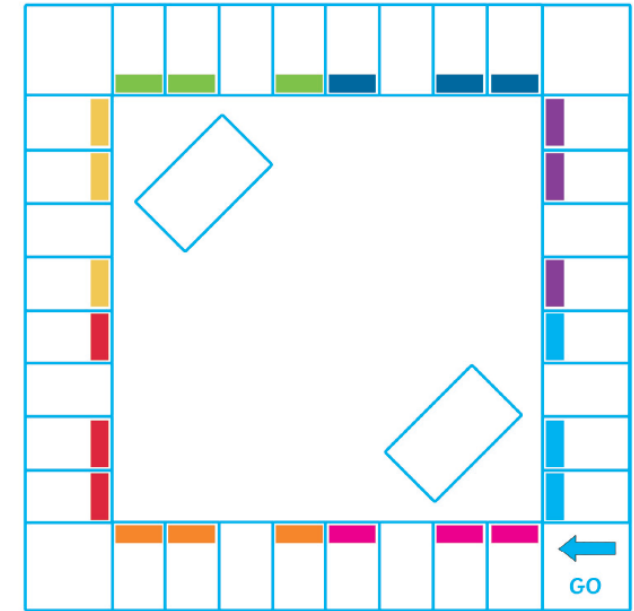

Option 2

Design a story-based board game.

Think about...

- What the board will look like?
- Will there be a dice or a spinner?
- How does someone win?
- Will the counters be characters?
- Will there be cards to pick up?

Make your game and test it out.



41	42	43	44	45	46	47	48	49	50
									FINISH
40	39	38	37	36	35	34	33	32	31
21	22	23	24	25	26	27	28	29	30
20	19	18	17	16	15	14	13	12	11
1	2	3	4	5	6	7	8	9	10
START									